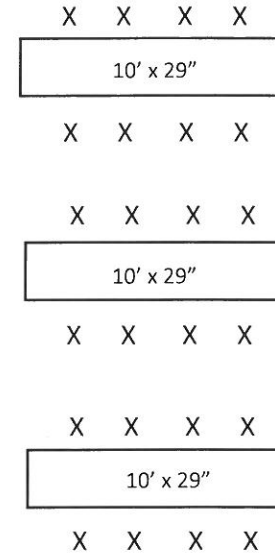
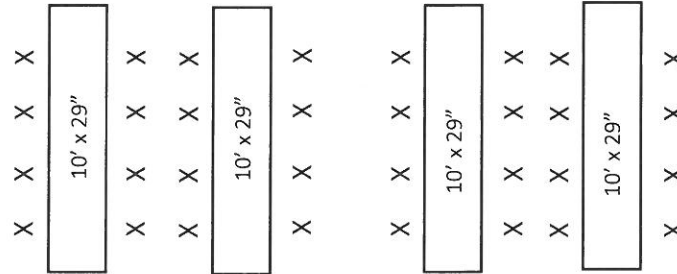
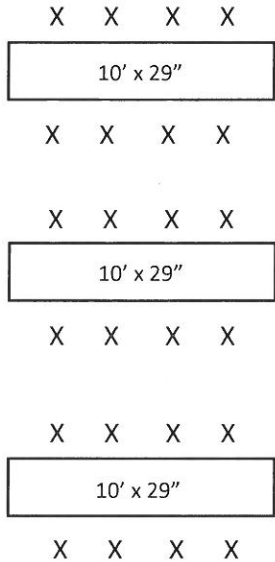


LOWER LEVEL/TEEN CENTER HALL

← 87' →

Floor to Ceiling = 9'

10' x 29" 10' x 29"



53.5'

10' x 29"



← 18' →



RT = Round Table

WINDOW

ENTRY HALLWAY